



36529 - ROMANIT JERSEY


68%VIS 27%PA 5%SP
Gewicht ca. 495g / lfm
Breite ca. 150 cm




36529-004




36529-006




36529-008




36529-012



36529-013




36529-015



36529-016




36529-018




36529-058




36529-068




36529-069




36529-108




36529-168




36529-306




36529-315




36529-318




36529-328



36529-333



36529-337



36529-407



36529-414




36529-416



36529-417




36529-418




36529-448




36529-451



36529-453



36529-454



36529-457